Segmented Transfer Plates

Prevent Product Loss and Increase Safety at the Transfer Point

Transferring products safely throughout your operation is paramount to maximizing production efficiency. Transition points, whether from one conveyor to another, from the belt to a chute, or from a belt to a structure, represent a large challenge in many industries, including Parcel Logistics, Baggage Handling, Food & Beverage, and others. Segmented Transfer Plates (STP) from Flexco can help prevent product loss, increase operator safety, and reduce pinch hazards at the transfer point, preventing potential damage to the product as well as the belt and conveyor structure. The segments snap onto the mounting bar to accommodate belts up to 60" (1500mm) wide and gaps from 4 to 10" (100 to 250mm). A Segmented Transfer Plate design with a narrower support bar is also available for smaller pulley to pulley gaps from 1.5 to 3" (38 to 75mm).



*HDPE segments lock together and raised ribs help reduce the surface friction so **product slides easily across the transfer.***



*Provides a **smooth transition** at the transfer point.*

Features and Benefits:

- Optional bright yellow color makes segments easy to monitor for replacement.
- Compatible with both endless and mechanical belt splices.
- Ideal for package handling and airport applications.
- Precision-molded segments ensure accurate fit and long-term protection of gaps.
- Segments available in black or yellow.
- HDPE segments have raised ribs that reduce surface friction and serve as visual wear indicators.
- Beveled plastic segments positioned directly on the belt prevent product ingestion and reduce pinch points.



*Increase the safety of your conveyor by **reducing pinch points.***

Patents: www.flexco.com/patents

Products of:

Authorized Distributor:

4-10" (100 to 250mm) Gaps

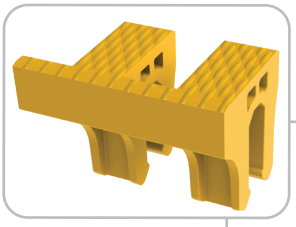

*Bridge segment **for belt to chute or slide** applications.*

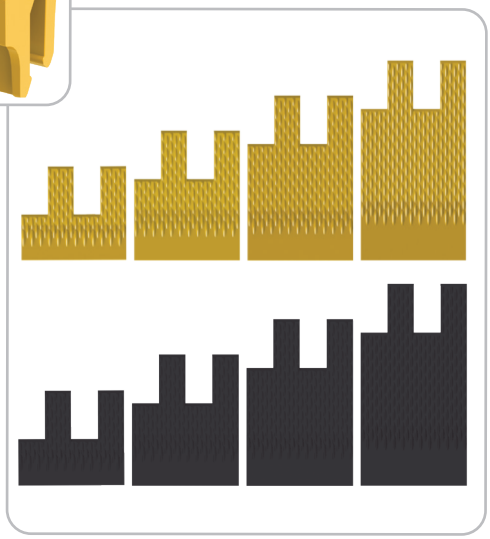

*Yellow or black segments are available in **1" (25mm) increments** from **2 to 5" (50 to 125mm) lengths.***



*Different segment lengths can be paired together to provide **options for offset mounting** to accommodate structure variations.*



*Bar Mounted Segments are **easy to install and quickly release** under pressure of trapped objects.*



*The two piece mounting bracket allows for **easy mounting and removal.***

How To Order

1. Specify belt width. Mounting bar is 2" (50mm) longer than specified belt width.
2. Determine transfer size required.
3. Determine mounting bar location and if offset is required.

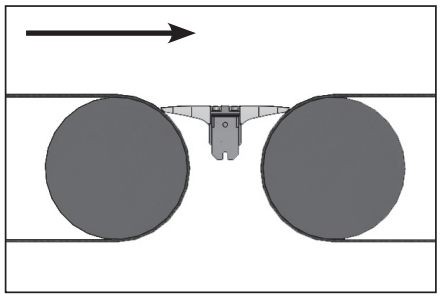

For horizontal to horizontal belt applications.
Measure distance between pulleys at a point no more than 25% of the pulley diameter (including belt thickness) down from the crown of both pulleys.

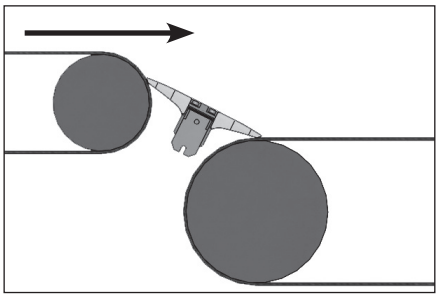

For waterfall applications.
Measure distance from about 45° from the top of the upper pulley to the top point on the lower pulley.

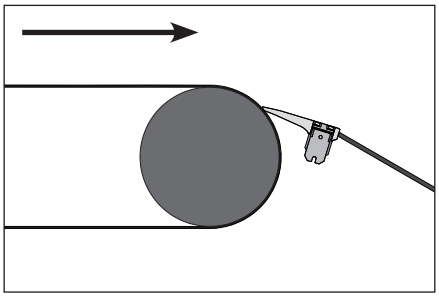

For belt to chute or slide applications.
On pulley side, position no higher than 1/2" (12mm) below the crown with bridge segment positioned roughly 1/8 to 1/2" (3 to 12mm) above the top of the chute or slide back wall.

SEGMENTED TRANSFER PLATES

For Horizontal to Horizontal or Waterfall Applications and Gaps from 4 to 10" (100 to 250mm)											
Transfer Width		Mounting Bar Offset		Segment Color	Belt Widths						
					24" (610mm)		36" (914mm)		42" (1067mm)		
in	mm	in	mm		Item Code	Ordering Number	Item Code	Ordering Number	Item Code	Ordering Number
4	102	none		Yellow	56100	STP-4/102-2/2-24/610-YW	56101	STP-4/102-2/2-36/914-YW	56181	STP-4/102-2/2-42/1067-YW
				Black	116895	STP-4/102-2/2-24/610-BK	116896	STP-4/102-2/2-36/914-BK	116946	STP-4/102-2/2-42/1067-BK
5	127	0.5	13	Yellow	56104	STP-5/127-2/3-24/610-YW	56105	STP-5/127-2/3-36/914-YW	56182	STP-5/127-2/3-42/1067-YW
				Black	116899	STP-5/127-2/3-24/610-BK	116900	STP-5/127-2/3-36/914-BK	116947	STP-5/127-2/3-42/1067-BK
6	152	1.0	25	Yellow	56108	STP-6/152-2/4-24/610-YW	56109	STP-6/152-2/4-36/914-YW	56183	STP-6/152-2/4-42/1067-YW
				Black	116903	STP-6/152-2/4-24/610-BK	116904	STP-6/152-2/4-36/914-BK	116948	STP-6/152-2/4-42/1067-BK
		none		Yellow	56112	STP-6/152-3/3-24/610-YW	56113	STP-6/152-3/3-36/914-YW	56184	STP-6/152-3/3-42/1067-YW
				Black	116907	STP-6/152-3/3-24/610-BK	116908	STP-6/152-3/3-36/914-BK	116949	STP-6/152-3/3-42/1067-BK
7	178	1.5	38	Yellow	56116	STP-7/178-2/5-24/610-YW	56117	STP-7/178-2/5-36/914-YW	56185	STP-7/178-2/5-42/1067-YW
				Black	116911	STP-7/178-2/5-24/610-BK	116912	STP-7/178-2/5-36/914-BK	116950	STP-7/178-2/5-42/1067-BK
		0.5	13	Yellow	56120	STP-7/178-3/4-24/610-YW	56121	STP-7/178-3/4-36/914-YW	56186	STP-7/178-3/4-42/1067-YW
				Black	116915	STP-7/178-3/4-24/610-BK	116916	STP-7/178-3/4-36/914-BK	116951	STP-7/178-3/4-42/1067-BK
8	203	1.0	25	Yellow	56128	STP-8/203-3/5-24/610-YW	56129	STP-8/203-3/5-36/914-YW	56187	STP-8/203-3/5-42/1067-YW
				Black	116919	STP-8/203-3/5-24/610-BK	116920	STP-8/203-3/5-36/914-BK	116952	STP-8/203-3/5-42/1067-BK
		none		Yellow	56132	STP-8/203-4/4-24/610-YW	56133	STP-8/203-4/4-36/914-YW	56188	STP-8/203-4/4-42/1067-YW
				Black	116923	STP-8/203-4/4-24/610-BK	116924	STP-8/203-4/4-36/914-BK	116953	STP-8/203-4/4-42/1067-BK
9	229	0.5	13	Yellow	56140	STP-9/229-4/5-24/610-YW	56141	STP-9/229-4/5-36/914-YW	56189	STP-9/229-4/5-42/1067-YW
				Black	116927	STP-9/229-4/5-24/610-BK	116928	STP-9/229-4/5-36/914-BK	116954	STP-9/229-4/5-42/1067-BK
10	254	none		Yellow	56148	STP-10/254-5/5-24/610-YW	56149	STP-10/254-5/5-36/914-YW	56190	STP-10/254-5/5-42/1067-YW
				Black	116931	STP-10/254-5/5-24/610-BK	116932	STP-10/254-5/5-36/914-BK	116955	STP-10/254-5/5-42/1067-BK

For Horizontal to Horizontal or Waterfall Applications and Gaps from 4 to 10" (100 to 250mm)								
Transfer Width		Mounting Bar Offset		Segment Color	Belt Widths			
					48" (1219mm)		60" (1524mm)	
in	mm	in	mm		Item Code	Ordering Number	Item Code	Ordering Number
4	102	none		Yellow	56102	STP-4/102-2/2-48/1219-YW	56103	STP-4/102-2/2-60/1524-YW
				Black	116897	STP-4/102-2/2-48/1219-BK	116898	STP-4/102-2/2-60/1524-BK
5	127	0.5	13	Yellow	56106	STP-5/127-2/3-48/1219-YW	56107	STP-5/127-2/3-60/1524-YW
				Black	116901	STP-5/127-2/3-48/1219-BK	116902	STP-5/127-2/3-60/1524-BK
6	152	1.0	25	Yellow	56110	STP-6/152-2/4-48/1219-YW	56111	STP-6/152-2/4-60/1524-YW
				Black	116905	STP-6/152-2/4-48/1219-BK	116906	STP-6/152-2/4-60/1524-BK
		none		Yellow	56114	STP-6/152-3/3-48/1219-YW	56115	STP-6/152-3/3-60/1524-YW
				Black	116909	STP-6/152-3/3-48/1219-BK	116910	STP-6/152-3/3-60/1524-BK
7	178	1.5	38	Yellow	56118	STP-7/178-2/5-48/1219-YW	56119	STP-7/178-2/5-60/1524-YW
				Black	116913	STP-7/178-2/5-48/1219-BK	116914	STP-7/178-2/5-60/1524-BK
		0.5	13	Yellow	56122	STP-7/178-3/4-48/1219-YW	56123	STP-7/178-3/4-60/1524-YW
				Black	116917	STP-7/178-3/4-48/1219-BK	116918	STP-7/178-3/4-60/1524-BK
8	203	1.0	25	Yellow	56130	STP-8/203-3/5-48/1219-YW	56131	STP-8/203-3/5-60/1524-YW
				Black	116921	STP-8/203-3/5-48/1219-BK	116922	STP-8/203-3/5-60/1524-BK
		none		Yellow	56134	STP-8/203-4/4-48/1219-YW	56135	STP-8/203-4/4-60/1524-YW
				Black	116925	STP-8/203-4/4-48/1219-BK	116926	STP-8/203-4/4-60/1524-BK
9	229	0.5	13	Yellow	56142	STP-9/229-4/5-48/1219-YW	56143	STP-9/229-4/5-60/1524-YW
				Black	116929	STP-9/229-4/5-48/1219-BK	116930	STP-9/229-4/5-60/1524-BK
10	254	none		Yellow	56150	STP-10/254-5/5-48/121-YW	56151	STP-10/254-5/5-60/152-YW
				Black	116933	STP-10/254-5/5-48/1219-BK	116934	STP-10/254-5/5-60/1524-BK

FLEXCO

SEGMENTED TRANSFER PLATES

For Belt to Chute or Slide Applications and Gaps from 3 to 6" (75 to 150mm)										
Transfer Width		Mounting Bar Offset		Segment Color	Belt Widths					
					24" (610mm)		36" (914mm)		42" (1067mm)	
in	mm	in	mm		Item Code	Ordering Number	Item Code	Ordering Number	Item Code	Ordering Number
3	76	0.5	12	Yellow	56206	STP-3/76-2/B-24/610-YW	56207	STP-3/76-2/B-36/914-YW	56208	STP-3/76-2/B-42/1067-YW
				Black	117351	STP-3/76-2/B-24/610-BK	117352	STP-3/76-2/B-36/914-BK	117353	STP-3/76-2/B-42/1067-BK
4	102	1.0	25	Yellow	56211	STP-4/102-3/B-24/610-YW	56212	STP-4/102-3/B-36/914-YW	56213	STP-4/102-3/B-42/1067-YW
				Black	117361	STP-4/102-3/B-24/610-BK	117362	STP-4/102-3/B-36/914-BK	117363	STP-4/102-3/B-42/1067-BK
5	127	1.5	38	Yellow	56216	STP-5/127-4/B-24/610-YW	56217	STP-5/127-4/B-36/914-YW	56218	STP-5/127-4/B-42/1067-YW
				Black	117371	STP-5/127-4/B-24/610-BK	117372	STP-5/127-4/B-36/914-BK	117373	STP-5/127-4/B-42/1067-BK
6	152	2.0	51	Yellow	56221	STP-6/152-5/B-24/610-YW	56222	STP-6/152-5/B-36/914-YW	56223	STP-6/152-5/B-42/1067-YW
				Black	117381	STP-6/152-5/B-24/610-BK	117382	STP-6/152-5/B-36/914-BK	117383	STP-6/152-5/B-42/1067-BK

For Belt to Chute or Slide Applications and Gaps from 3 to 6" (75 to 150mm)								
Transfer Width		Mounting Bar Offset		Segment Color	Belt Widths			
					48" (1219mm)		60" (1524mm)	
in	mm	in	mm		Item Code	Ordering Number	Item Code	Ordering Number
3	76	0.5	12	Yellow	56209	STP-3/76-2/B-48/1219-YW	56210	STP-3/76-2/ B-60/1524-YW
				Black	117354	STP-3/76-2/B-48/1219-BK	117355	STP-3/76-2/ B-60/1524-BK
4	102	1.0	25	Yellow	56214	STP-4/102-3/B-48/1219-YW	56215	STP-4/102-3/ B-60/1524-YW
				Black	117364	STP-4/102-3/B-48/1219-BK	117365	STP-4/102-3/B-60/1524-BK
5	127	1.5	38	Yellow	56219	STP-5/127-4/B-48/1219-YW	56220	STP-5/127-4/B-60/1524-YW
				Black	117374	STP-5/127-4/B-48/1219-BK	117375	STP-5/127-4/B-60/1524-BK
6	152	2.0	51	Yellow	56224	STP-6/152-5/B-48/1219-YW	56225	STP-6/152-5/B-60/1524-YW
				Black	117384	STP-6/152-5/B-48/1219-BK	117385	STP-6/152-5/B-60/1524-BK



2.5-3" (51 to 75mm) Gaps



*A yellow Segmented Transfer Plate option is available for **mid-size gaps from 2.5 to 3" (51 to 75mm).***

How To Order

1. Specify belt width. Mounting bar is 2" (50mm) longer than specified belt width.
2. Determine transfer size required.
3. Determine mounting bar location.
4. Determine desired bracket (V4 or V4 Wide Flange).

NOTE: V4 Wide Flange Brackets are ideal for situations where limited mounting space exists beneath the transfer.

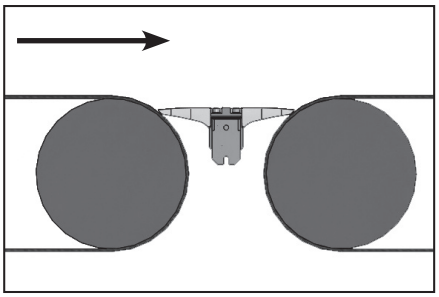

For horizontal to horizontal belt applications.
Measure distance between pulleys at a point no more than 25% of the pulley diameter (including belt thickness) down from the crown of both pulleys.

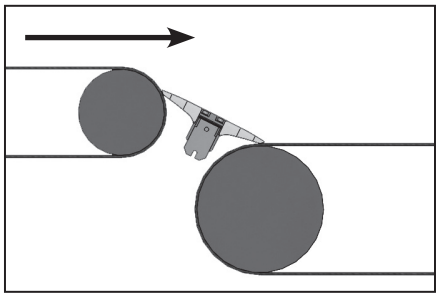

For waterfall applications.
Measure distance from about 45° from the top of the upper pulley to the top point on the lower pulley.

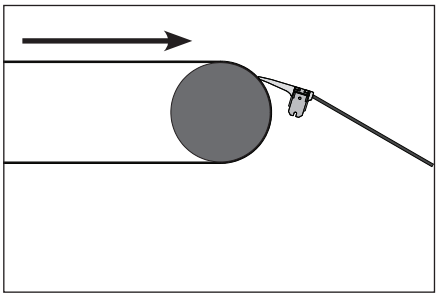

For belt to chute or slide applications.
On pulley side, position no higher than 1/2" (12mm) below the crown with bridge segment positioned roughly 1/8 to 1/2" (3 to 12mm) above the top of the chute or slide back wall.

For Horizontal to Horizontal or Waterfall Applications and Gaps from 2.5 to 3" (51 to 75mm) using a V4 Bracket or a V4 Wide Flange Bracket

Transfer Width		Belt Widths							
		36" (914mm)		42" (1067mm)		48" (1219mm)		60" (1524mm)	
in	mm	Item Code	Ordering Number	Item Code	Ordering Number	Item Code	Ordering Number	Item Code	Ordering Number
2.5	51	120581	STP-2.5/64-V4WF-36/914-YW	120582	STP-2.5/64-V4WF-42/1067-YW	120583	STP-2.5/64-V4WF-48/1219-YW	120584	STP-2.5/64-V4WF-60/1524-YW
		120577	STP-2.5/64-V4-36/914-YW	120578	STP-2.5/64-V4-42/1067-YW	120579	STP-2.5/64-V4-48/1219-YW	120580	STP-2.5/64-V4-60/1524-YW
3.0	75	120573	STP-3/76-V4WF-36/914-YW	120574	STP-3/76-V4WF-42/1067-YW	120575	STP-3/76-V4WF-48/1219-YW	120576	STP-3/76-V4WF-60/1524-YW
		56263	STP-3/76-V4-36/914-YW	56264	STP-3/76-V4-42/1067-YW	56265	STP-3/76-V4-48/1219-YW	56266	STP-3/76-V4-60/1524-YW

1.5 to 3" (38 to 75mm) Gaps

*A yellow or black Segmented Transfer Plate option is available for narrower **gaps from 1.5 to 3" (38 to 75mm).***



*Easy to configure mounting plates provide **flexibility in installation** options.*

*Combinations of **paired segments lock together** inside the support bar to create the span required for the application.*

How To Order

1. Specify belt width. Mounting bar is 2" (50mm) longer than specified belt width.
2. Determine transfer size required.
3. Determine mounting bar location.
4. Segmented Transfer Plate 1.5 to 3" (38 to 75mm) gaps are not recommended for belt to chute/slide applications.

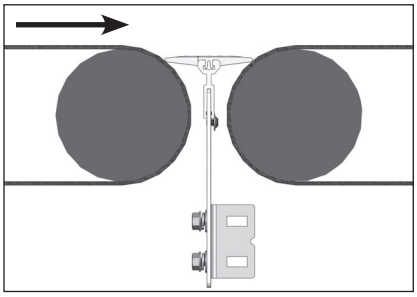

For horizontal to horizontal belt applications.
Measure distance between pulleys at a point no more than 25% of the pulley diameter (including belt thickness) down from the crown of both pulleys.

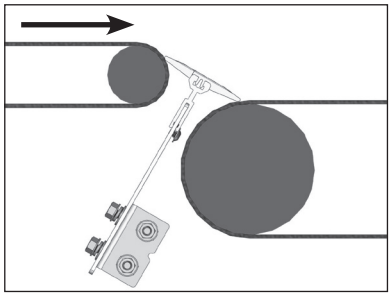

For waterfall applications.
Measure distance from about 45° from the top of the upper pulley to the top point on the lower pulley.

SEGMENTED TRANSFER PLATES

For Horizontal to Horizontal or Waterfall Applications and Gaps from 1.5 to 3" (38 to 75 mm)											
Transfer Width		Mounting Bar Offset		Segment Color	Belt Widths						
					24" (610mm)		36" (914mm)		42" (1067mm)		
in	mm	in	mm		Item Code	Ordering Number	Item Code	Ordering Number	Item Code	Ordering Number	
1.5	38	none		Yellow	56227	STP-1.5/38-.75/.75-24/610-YW	56228	STP-1.5/38-.75/.75-36/914-YW	56229	STP-1.5/38-.75/.75-42/1067-YW	
				Black	117391	STP-1.5/38-.75/.75-24/610-BK	117392	STP-1.5/38-.75/.75-36/914-BK	117393	STP-1.5/38-.75/.75-42/1067-BK	
1.75	44	0.125	3.2	Yellow	56232	STP-1.75/44-1/.75-24/610-YW	56233	STP-1.75/44-1/.75-36/914-YW	56234	STP-1.75/44-1/.75-42/1067-YW	
				Black	117401	STP-1.75/44-1/.75-24/610-BK	117402	STP-1.75/44-1/.75-36/914-BK	117403	STP-1.75/44-1/.75-42/1067-BK	
2.0	51	none		Yellow	56237	STP-2/51-1/1-24/610-YW	56238	STP-2/51-1/1-36/914-YW	56239	STP-2/51-1/1-42/1067-YW	
				Black	117411	STP-2/51-1/1-24/610-BK	117412	STP-2/51-1/1-36/914-BK	117413	STP-2/51-1/1-42/1067-BK	
2.25	57	0.375	9.5	Yellow	56242	STP-2.25/57-1.5/.75-24/610-YW	56243	STP-2.25/57-1.5/.75-36/914-YW	56244	STP-2.25/57-1.5/.75-42/1067-YW	
				Black	117421	STP-2.25/57-1.5/.75-24/610-BK	117422	STP-2.25/57-1.5/.75-36/914-BK	117423	STP-2.25/57-1.5/.75-42/1067-BK	
2.5	64	.250	6.4	Yellow	56247	STP-2.5/64-1.5/1-24/610-YW	56248	STP-2.5/64-1.5/1-36/914-YW	56249	STP-2.5/64-1.5/1-42/1067-YW	
				Black	117431	STP-2.5/64-1.5/1-24/610-BK	117432	STP-2.5/64-1.5/1-36/914-BK	117433	STP-2.5/64-1.5/1-42/1067-BK	
3.0	76	none		Yellow	56252	STP-3/76-1.5/1.5-24/610-YW	56253	STP-3/76-1.5/1.5-36/914-YW	56254	STP-3/76-1.5/1.5-42/1067-YW	
				Black	117441	STP-3/76-1.5/1.5-24/610-BK	117442	STP-3/76-1.5/1.5-36/914-BK	117443	STP-3/76-1.5/1.5-42/1067-BK	

For Horizontal to Horizontal or Waterfall Applications and Gaps from 1.5 to 3" (38 to 75 mm)								
Transfer Width		Mounting Bar Offset		Segment Color	Belt Widths			
					48" (1219mm)		60" (1524mm)	
in	mm	in	mm		Item Code	Ordering Number	Item Code	Ordering Number
1.5	38	none		Yellow	56230	STP-1.5/38-.75/.75-48/1219-YW	56231	STP-1.5/38-.75/.75-60/1524-YW
				Black	117394	STP-1.5/38-.75/.75-48/1219-BK	117395	STP-1.5/38-.75/.75-60/1524-BK
1.75	44	0.125	3.2	Yellow	56235	STP-1.75/44-1/.75-48/1219-YW	56236	STP-1.75/44-1/.75-60/1524-YW
				Black	117404	STP-1.75/44-1/.75-48/1219-BK	117405	STP-1.75/44-1/.75-60/1524-BK
2.0	51	none		Yellow	56240	STP-2/51-1/1-48/1219-YW	56241	STP-2/51-1/1-60/1524-YW
				Black	117414	STP-2/51-1/1-48/1219-BK	117415	STP-2/51-1/1-60/1524-BK
2.25	57	0.375	9.5	Yellow	56245	STP-2.25/57-1.5/.75-48/1219-YW	56246	STP-2.25/57-1.5/.75-60/1524-YW
				Black	117424	STP-2.25/57-1.5/.75-48/1219-BK	117425	STP-2.25/57-1.5/.75-60/1524-BK
2.5	64	.250	6.4	Yellow	56250	STP-2.5/64-1.5/1-48/1219-YW	56251	STP-2.5/64-1.5/1-60/1524-YW
				Black	117434	STP-2.5/64-1.5/1-48/1219-BK	117435	STP-2.5/64-1.5/1-60/1524-BK
3.0	76	none		Yellow	56255	STP-3/76-1.5/1.5-48/1219-YW	56256	STP-3/76-1.5/1.5-60/1524-YW
				Black	117444	STP-3/76-1.5/1.5-48/1219-BK	117445	STP-3/76-1.5/1.5-60/1524-BK

Raised Ribs help reduce the surface friction *on the shorter transitions – especially important for the consistency in metered spacing when lighter parcels and packages are being conveyed.*



Hitch Guard

Unique, patented design

Easy to install: *Mount the Hitch Guard to your conveyor with simple brackets and hardware, then install segments with a light mallet tap.*



Snap-fit design: *The 3" (75mm) segments are designed to release under pressure if small objects become lodged between belt and segments.*

Protection and Safety: *UHMW plastic segments have a beveled design that prevents progressive belt damage and reduces pinch points.*

The Hitch Guard from Flexco is engineered to provide a smooth transition of product, increasing safety at the conveyor hitch and reducing pinch hazards at the transfer point. The Hitch Guard prevents small objects from becoming lodged in the hitch which can cause longitudinal conveyor belt tears, damage to conveyed products, and costly periods of unscheduled downtime. Designed to permit individual segments to release from the support bar, objects are quickly dislodged while remaining segments stay secured for continued operation.

Choose from a Universal Mounting System that fits most applications or a Scanner Eye Mounting System that doesn't interfere with electronic scanner eyes, but still keeps hitch protected.

Each Hitch Guard comes with a specially designed gauge for proper positioning in the hitch allowing for optimal installation and performance. See Hitch Guard Installation Specifications chart below to determine if the Flexco Hitch Guard is appropriate for your conveyor hitch.

Hitch Guard Installation Specifications

Pulley Diameter (including belt)	2.5" (63.5mm)	3" (76.2mm)	3.5" (88.9mm)	4" (101.6mm)	4.5" (114.3mm)	5.0" (127mm)	5.5" (139.7mm)	6" (152.4mm)	6.5" (165.1mm)
Minimum Gap Required	0.8" (20.32mm)	0.5" (12.7mm)	0.1" (2.54mm)	0	0	0	0	0	0
Maximum Gap	1.6" (40.64mm)	1.4" (35.56mm)	1.2" (30.48mm)	1" (25.4mm)	0.8" (20.32mm)	0.6" (15.24mm)	0.4" (10.16mm)	0.2" (5.08mm)	0

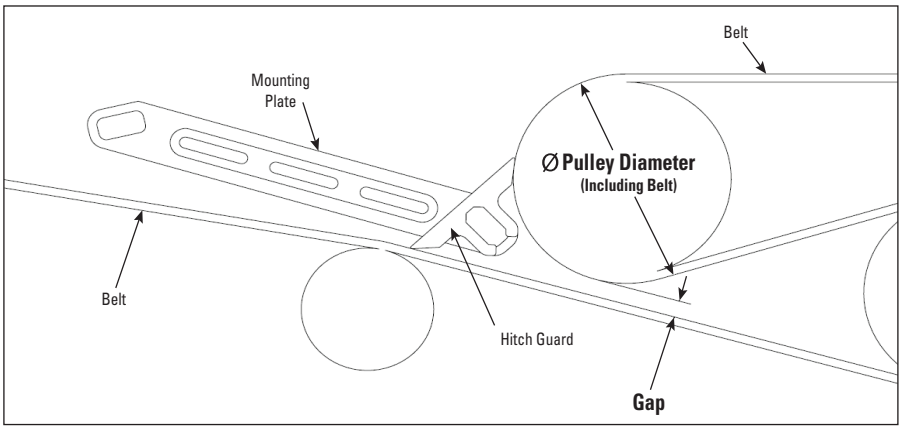

Hitch Guard Ordering Information

Maximum Conveyor Width		Universal Mounting Bracket		Scanner Eye Mounting Bracket	
in	mm	Ordering Number	Item Code	Ordering Number	Item Code
36	914	HITCHGD-V3-KIT-36IN	04442	HITCHGD-V1-KIT-36IN	04322
42	1067	HITCHGD-V3-KIT-42IN	04443	HITCHGD-V1-KIT-42IN	04321
48	1219	HITCHGD-V3-KIT-48IN	04444	HITCHGD-V1-KIT-48IN	04320
60	1524	HITCHGD-V3-KIT-60IN	04445	HITCHGD-V1-KIT-60IN	04319
72	1829	HITCHGD-V3-KIT-72IN	04988	HITCHGD-V1-KIT-72IN	04973

©2023 Flexible Steel Lacing Company. 10/15/25. W2458